


SPINPOINT

N-9080
Saucer Inclusive



PRODUCT INFORMATION



[Download Files](#)



[3D Render](#)



SUITABLE FOR EXTREME MARINE



[Extreme Marine](#)

PLAY VALUE



SPIN



STRENGTH



COORDINATION



BALANCE



SPECIAL NEEDS



x 1
ACTIVITIES



x 5
USERS

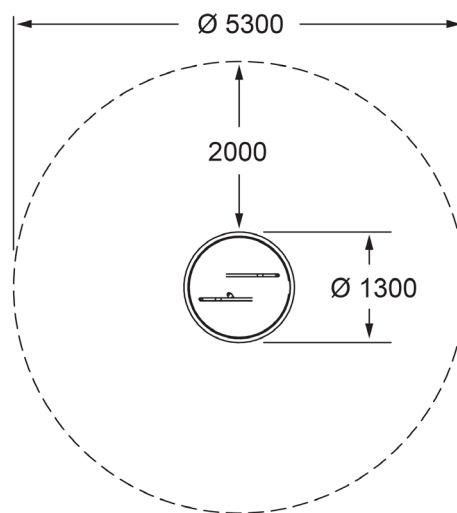
SPECIFICATIONS

Age Range	Mixed
Fall Height	1000mm
Soft-fall Area	22 m ²
Space Req. Incl Soft-fall	5.3m x 5.3m

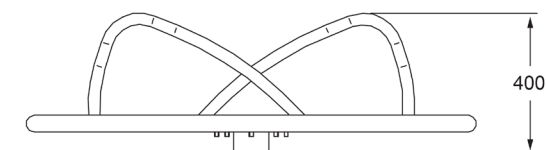
TECHNICAL INFORMATION

AUS Standards Compliance	AS4685
Assembly Time	3 hours
Total Weight	45 kg
Heaviest Component	45 kg
Concrete Required	.2 m ³
Number of Footings	1

TOP VIEW



SIDE ELEVATION



[WARRANTY](#)



[CARE PLAN](#)



[COMPLIANCE](#)



[AUS MADE](#)